



Suzuki's Anti Corrosion System

The DF60's exterior is protected with Suzuki's specially formulated anti-corrosion finish. Applied directly to the aluminum surface it allows maximum bonding of the finish to the surface to increase durability and help protect parts that are constantly exposed to saltwater.



Environmentally Responsible Operation

The DF60 meets the U.S. EPA (Environmental Protection Agency) 2010 Exhaust Emissions Standards, a CARB (California Air Resource Board) 3-star rating as well as EU Emissions Standards.



DF60 SPECIFICATIONS

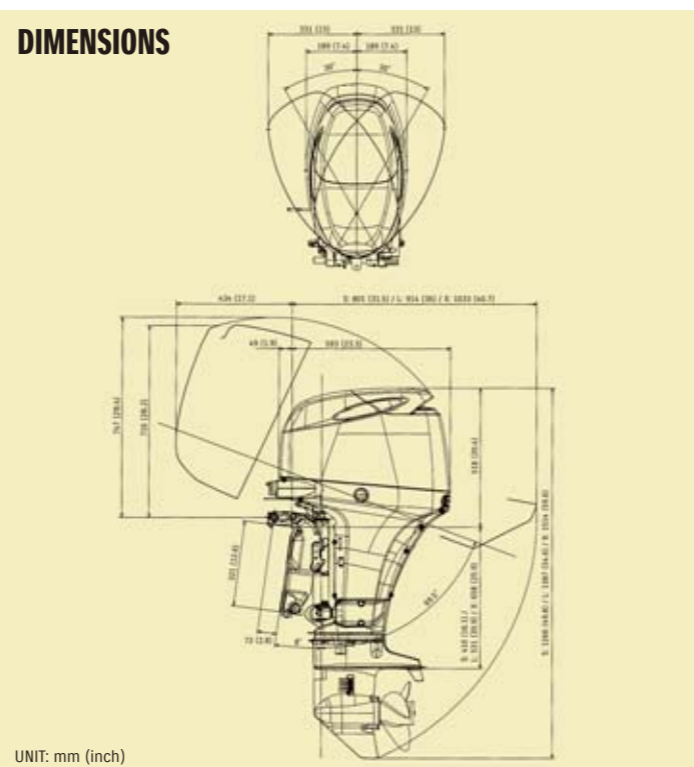
MODELS	DF60A	
ENGINE TYPE	4-stroke DOHC 12-valves	
FUEL DELIVERY SYSTEM	Multi Point Sequential Electronic Fuel Injection	
RECOMMENDED TRANSOM HEIGHT mm (in.)	L: 508 (20)	
STARTING SYSTEM	Electric	
WEIGHT kg (lbs.) *	L: 104 (229)	
NO. OF CYLINDERS	Inline 3	
PISTON DISPLACEMENT cm ³ (cu.in.)	941 (57.4)	
BORE × STROKE m/m (in.)	72.5 × 76.0 (2.85 × 2.99)	
MAXIMUM OUTPUT kW (PS)/rpm	44.1 (60)/5800	
FULL THROTTLE OPERATING RANGE rpm	5300 – 6300	
STEERING	Remote / Tiller	
OIL PAN CAPACITY ℓ (US/lpm.qt.)	2.7(2.9/2.4)	
IGNITION SYSTEM	Fully-transistorized	
ALTERNATOR	12V 19A	
ENGINE MOUNTING	Shear Mount	
TRIM METHOD	Power Trim and Tilt	
GEAR RATIO	2.27 : 1	
GEAR SHIFT	F-N-R	
EXHAUST	Through Prop Hub Exhaust	
DRIVE PROTECTION	Rubber Hub	
PROPELLER SIZE (in.)	11-1/2 × 9 11-1/2 × 10 11-1/2 × 11 11-5/8 × 12 11-1/2 × 13	11-3/8 × 14 11-1/4 × 15 11-1/8 × 16 11 × 17

* With battery cable, without propeller & engine oil.

Please read your owner's manual carefully. Remember, boating and alcohol or other drugs don't mix. Always use a personal flotation devise. Please operate your outboard safely and responsibly. Suzuki encourages you to operate your boat safely and with respect for the marine environment.

Specifications, appearances, equipment, colors, materials and other items of "SUZUKI" products shown on this catalogue are subject to change by manufacturers at any time without notice and they may vary depending on local conditions or requirements. Some models are not available in some territories. Each model might be discontinued without notice. Please inquire at your local dealer for details of any such changes. Actual body color might differ from the colors in this brochure.

DIMENSIONS



UNIT: mm (inch)

PRODUCT INFORMATION DF60



SUZUKI MOTOR CORPORATION
300 TAKATSUKA, MINAMI, HAMAMATSU, JAPAN

99953-60009 DF60 Product Information 0906
Printed in USA



Way of Life!

Compact, Lightweight and Fuel Efficient—The All New DF60

PRODUCT INFORMATION DF60

In redesigning the DF60, Suzuki engineers set out to deliver an outboard that would be compact, lightweight, and fuel-efficient. The resulting outboard shows great success on all three points.

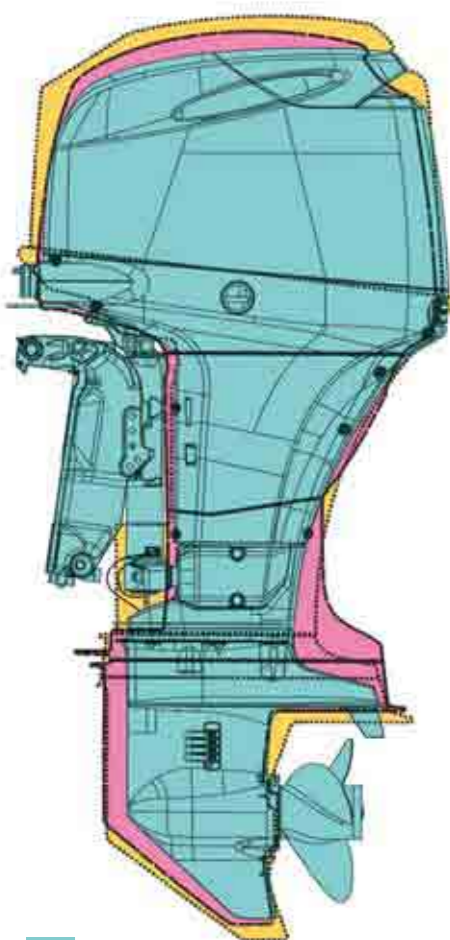
On the outside, its sleek form ranks top in the 60 horsepower class for its compact size and lightweight. Inside, Suzuki engineers have designed an all-new 3-cylinder engine utilizing a DOHC powerhead with four valves per cylinder. Combined with Suzuki's Lean Burn Control System the new DF60 delivers high-tech performance, efficient operation, and top-level fuel economy—a point that will be good news to boaters facing high fuel costs.

The DF60 also incorporates many of the advancements and achievements that Suzuki has pioneered over the last decade in four-stroke outboard design and development. Among those is a maintenance free timing chain that is the first offered in this class.

The DF60 joins the DF70, DF80, and DF90 in Suzuki's new generation four-stroke lineup, providing boaters with excellent power, performance, and top-level fuel efficiency.

Features

- High performance DOHC 12-valve engine
- Most compact outboard in the 60 HP class
- Lightest outboard in the 60 HP class
- Suzuki's lean burn technology delivers top-level fuel efficiency
- Electronic Fuel Injection for optimum performance
- Maintenance free timing chain—first in the 60 HP class
- New tilt limit system incorporates both tilt limit and trim sender functions
- Large capacity 19A alternator



- NEW DF60
- BRAND A 44.1kW(60PS)
- BRAND B 44.1kW(60OS)

Compact/Lightest Design

Suzuki has been an industry leader in compact four-stroke designs, and the new DF60 lives up to that reputation. Suzuki engineers redesigned each part and component from the ground up, applying the knowledge and technological advancements gained over the last decade to produce an outboard that is the lightest and most compact in its class.

DOHC 12-Valve Engine

Suzuki's vast experience in designing and manufacturing four-stroke engines for motorcycle, automotive, and marine use is unrivaled. In drawing upon this wealth of knowledge, Suzuki engineers have designed an all-new inline three-cylinder engine with a compact dual overhead cam (DOHC) powerhead and four valves per cylinder. Effective use of advanced technologies provides the DF60 with high-tech performance, efficient operation, and excellent fuel economy.

Mechanically Efficient Design

Suzuki engineers looked for ways to reduce mechanical loss as a way to improve efficiency. A new oil pump design delivers greater mechanical efficiency allowing oil to flow through the lubrication system with less resistance. This, combined with reduced mechanical loss in other areas of the engine contributes to better fuel economy.



Suzuki Easy Start System

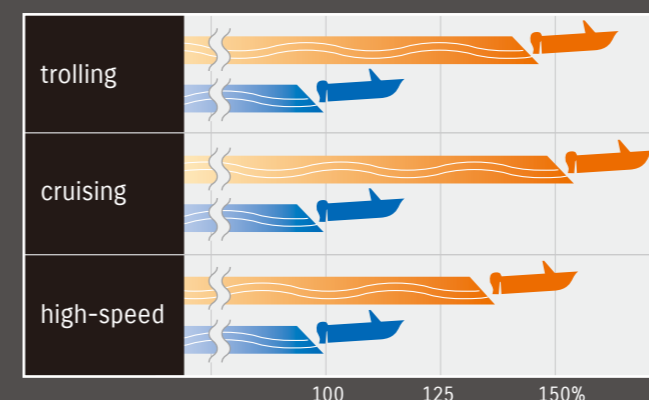
With Suzuki's Easy Start System, all you need to do is turn the key and release. The starter system does the rest, staying engaged until the engine starts. Smoother and improved starts delivered by Suzuki's Easy Start System offer more efficient combustion, and greater fuel economy.

Suzuki's Lean Burn Control System Produces Top-Level Fuel Economy

First introduced on the DF70/80/90, Suzuki's Lean Burn Control System predicts fuel needs according to operating conditions allowing the engine to run on a more efficient fuel mixture through the use of a lean air-fuel ratio. Suzuki's Lean Burn Control System delivers its benefits over a wide operating range, providing significant improvements in fuel economy from low speed operation into the cruising range.

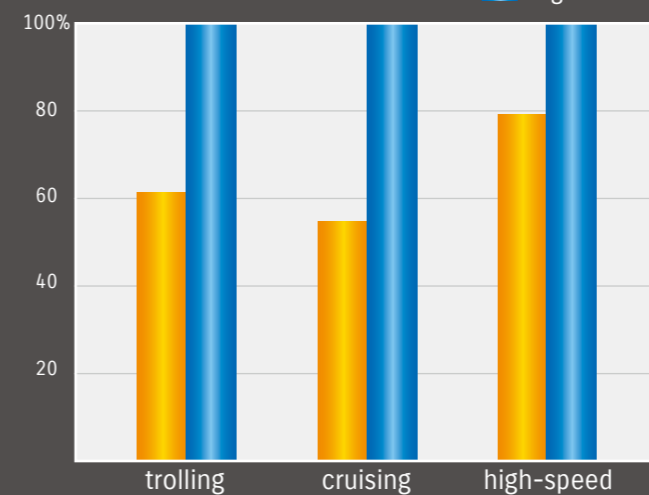
Comparison of Running Distance per 1 Liter of Fuel

New DF60 vs. Original DF60
The Original DF60 running distance = 100%



Comparison of Fuel Consumption per 1 Hour

New DF60 vs. Original DF60
The original DF60's fuel consumption = 100%



Data used in the graphs were obtained through in-house testing under uniformed conditions. Results will vary depending upon operating conditions (boat design, size, weight, weather, etc.)

Self-Adjusting Timing Chain

The DF60 is the first outboard in the 44.1kW (60PS) class to be equipped with a timing chain. The chain is oil-bathed and features an automatic hydraulic tensioner that keeps the chain properly adjusted at all times for maintenance free operation.

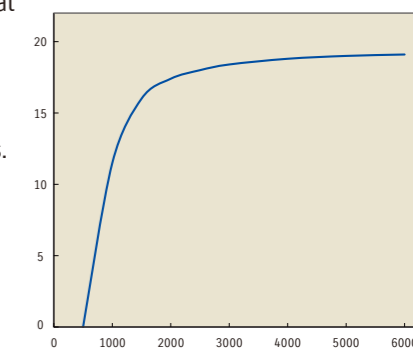


Multi-Point Sequential Electronic Fuel Injection

The original DF60 received the IMTEC (International Marine Traders Exposition and Convention) 1997 Innovation Award for, among other firsts and advancements, its pioneering utilization of Suzuki's Multi-Point Sequential Fuel injection. The all-new DF60 uses this same sophisticated system to gather data from sensors located in key areas on the engine, process it with a 32-bit computer, which then calculates the optimum amount of fuel needed—all in real time. Along with smooth starts, this system delivers maximum operating efficiency resulting in excellent fuel economy and reduced emissions.

Large Capacity 19A Alternator

The DF60 features a powerful 19A alternator designed to generate approximately 11.5A even at a low 1,000 rpm. That's enough power to keep an assortment of marine electronics operating all day long in most situations.



New Tilt Limit System

The DF60 incorporates a new tilt limit system to help protect the boat from damage that can occur when tilting the outboard. The design incorporates both the functions of a tilt limit and trim sender, and uses a step-free, continuous type tilt limiter that allows installation of the outboard on nearly any type of boat.

